


# **General Information Series No. 864**

## **58 in. Diameter Roll Paper Loaded in 60 ft. Cushioned Boxcars with Double Doors – Roll Omission**

**(CCLG Part 2 (12/19); Pattern 8-60-58-22-2 & 8-60-58-23-2 (Revised))**

**Approved by**  
**DAMAGE PREVENTION & FREIGHT CLAIM COMMITTEE**  
*Association of American Railroads*



**Issued**  
**November 2021**

**Published by**  
**Association of American Railroads/TTCI**  
**Damage Prevention and Loading Services**  
**55500 DOT Road**  
**Pueblo, CO 81001**

**© 2021**

## General Information Series No. 864

### 58 in. Diameter Roll Paper Loaded in 60 ft. Cushioned Boxcars with Double Doors – Roll Omission

The General Rules relating to personal safety and the safe operation of trains, contained in AAR Circular Nos. 42-O and 43-G or supplements thereto, issued by the Association of American Railroads, **must be observed**.

These loading rules and/or practices apply to shipments transported in the USA, Canada and Mexico.

The loading methods in individual closed car loading publications issued by the Damage Prevention and Loading Services Section of the Association of American Railroads are minimum standards that have been evaluated and approved. These minimum standards offer practical guidelines on the subjects covered. Since these are minimum standards, it may be necessary to supplement these methods in some instances.

Securement standards in AAR closed car loading publications are intended for safe transit of the rail car from origin to destination and prevention of lading and equipment damage. These standards do not address unloading practices.

This approval may be withdrawn if the loads using these methods exhibit consistent load failure during actual shipments.

*Loading and bracing methods not presently approved may receive consideration for approval and publication under Section II - Evaluation of New Loading and Bracing Methods and Materials for Closed Cars, Trailers or Containers of **General Information Bulletin No. 2, “Rules and Procedures for Testing of New Loading and Bracing Methods or Materials”**. Submit requests to Closed Car Loading Rules Manager, [dpls@aar.com](mailto:dpls@aar.com).*

**CAUTION:** Car rocking motion caused by the lift equipment entering and/or exiting the rail car may cause unsupported packages or articles with a higher center of gravity to fall to the floor. Minimize access to the car. Exercise caution when inside a partially loaded car. Lift operators should stay on lift equipment, whenever possible, while inside a partially loaded car.

#### General

Cars must be inspected by shipper at loading point to verify that cars are in suitable condition. Car interiors must have, but are not limited to, sound roofs, sides, floors, and endwalls; and operable, snug-fitting doors. Any exception is cause for the car to be rejected.

It is important that boxcars are clean and free from protruding nails, brads, staples, temporary anchor plates, fragments of steel strap, old blocking etc. Some projections of lining or anchor devices may require covering with sheets of corrugated fiberboard taped in place.

Referenced paragraphs may be found in the Closed Car Loading Guide (CCLG) Part 2, *Best Practices for Loading Roll Paper in Railcars*, December 2019.

## General Information Series No. 864

### 58 in. Diameter Roll Paper Loaded in 60 ft. Cushioned Boxcars with Double Doors – Roll Omission

This method is only applicable to 58 in. diameter roll paper, loaded in 60 ft. long cushioned boxcars with maximum 16 ft. doorways following a roll omission load pattern. Reference Closed Car Loading Guide Part 2, *Best Practices for Loading Roll Paper in Railcars* – Section 6.4 – Roll Omission, for information on loading roll omission patterns. Rolls can only be loaded in a single layer in the boxcar.

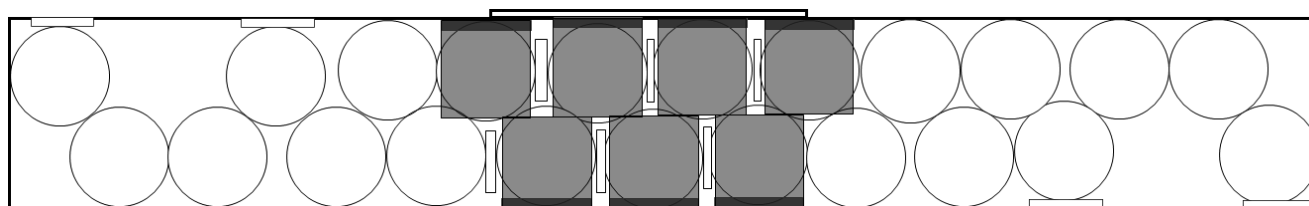
In 60 ft. double door boxcars use 2/3<sup>rd</sup> height void fillers to fill lengthwise voids and apply rubber mat doorway protection.

- Use 2/3<sup>rd</sup> height void fillers to fill lengthwise voids in the doorway area. Void fillers must have a crush strength of 2,250 psf. Use no more than three panels in any one location to fill a void of no more than 12 inches.
- Void fillers used to maintain the roll omission pattern must have panel dimensions of 6 in. x 35 in. and minimum height not less than one-half the height of the adjacent roll. Void fillers must have a crush strength of 2,250 psf.
- Rubber mats are a minimum 2 mm thick and folded under a minimum of 2 inches on the door edge.

#### 8-60-58                      60 ft Car—58 in. Diameter Rolls

Load Plan Number	Car Size	Floor Spots	Securement	Paragraph Reference Number
8-60-58-22-2 (revised)	60'9" x 9'6"	22	Fiber filler with rubber mats	5.5 – Rubber Mats 5.6 – Void Fillers 6.4 – Roll Omission
8-60-58-23-2 (revised)	60'9" x 9'6"	23	Fiber filler with rubber mats	5.5 – Rubber Mats 5.6 – Void Fillers 6.4 – Roll Omission

8-60-58-22-2      58 in. Diameter      60-9 x 9-6 Railcar      Fiber Filler with Rubber Mats      22 Floor Spots



Single-layer-high load pattern

Suitable Door Types	Doorway Protection	Maximum Door Width (ft)	Suitable Draft Gear Type
Single sliding	7.3/7.4 –Doorway Strapping or, 7.11 – Rubber Mats	12	Cushion Underframe
Double sliding	7.11 – Rubber Mats	16	
Single plug	No – 7.12 - Exceptions	12	
Double plug	7.11 – Rubber Mats	16	
Combination	7.11 – Rubber Mats	16	

Reference paragraph 5.5-Rubber Mats, 5.6-Void Fillers, 6.4-Roll Omission

**General Information Series No. 864**

**58 in. Diameter Roll Paper Loaded in 60 ft. Cushioned Boxcars  
with Double Doors – Roll Omission**

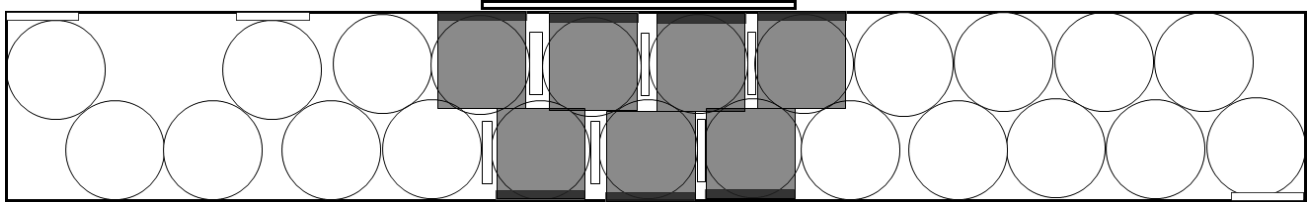
8-60-58-23-2

58 in. Diameter

60-9 x 9-6 Railcar

Fiber Filler  
with Rubber Mats

23 Floor Spots



Single-layer-high load pattern

Suitable Door Types	Doorway Protection	Maximum Door Width (ft)	Suitable Draft Gear Type
Single sliding	7.3/7.4 – Doorway Strapping or, 7.11 – Rubber Mats	12	Cushion Underframe
Double sliding	7.11 – Rubber Mats	16	
Single plug	No – 7.12 - Exceptions	12	
Double plug	7.11 – Rubber Mats	16	
Combination	7.11 – Rubber Mats	16	

Reference paragraph 5.5-Rubber Mats, 5.6-Void Fillers, 6.4-Roll Omission

## General Information Series No. 864

### 58 in. Diameter Roll Paper Loaded in 60 ft. Cushioned Boxcars with Double Doors – Roll Omission

#### General Information Series Publications

- 754 Wood Bins Braced by Disposable Inflatable Dunnage Bags and Lengthwise Fillers (CCLG Part 7) (10/16)
- 755 55-Gallon Steel Drums on Pallets Secured with Cordstrap® Barriers in 40-ft ISO Containers (Nonhazardous Materials only) (ILG Method I-6) (11/16)
- 759 Revision to Paragraph 2.5, Distribution of Weight Crosswise in Cars (CCLG Part 10) (2/17)
- 760 Incomplete Layers of Plywood Secured in Boxcars with Nonmetallic Straps (CCLG Part 3) (2/17)
- 765 Wood Bins Braced by Disposable Inflatable Dunnage Bags and Shock-Gard® Lengthwise Void Fillers (CCLG Part 7) (7/17)
- 768 Gearboxes Mounted on Sleds in 20 ft. Long ISO Containers (ILG Method E-23) (9/17)
- 778 Split Loads of 58 in. Diameter Roll Pulpboard on End Using Rubber Mats when Stowed in Trailers Having Large Metal Plates Approximately 9 ft. in Length at the Nose (ILG Method E-23) (3/18)
- 781 Wood Bins Braced by Disposable Inflatable Dunnage Bags and BIN-PAK or M-PAK Lengthwise Void Fillers (CCLG Part 7) (4/18)
- 782 Plastic Intermediate Bulk Containers with Disposable Inflatable Dunnage Bags and Lengthwise Void Fillers – Schoeller Allibert (CCLG Part 7) (4/18)
- 783 Cased Goods Secured by Tuff Wrap™ D.I.D. Bags (ILG Method F-4) (4/18)
- 784 Cased Goods Secured by S.A.M. D.I.D. Bags (ILG Method F-4) (5/18)
- 786 Aluminum Coils on Platforms/Skids Loaded on Rubber Mats & Secured by Two Floor Anchored Web Straps & Supplemental Securement Straps (CCLG Part 9) (6/18)
- 787 Universal Storage Containers Loaded in 53 ft. Intermodal Containers (ILG Method H-15) (6/18)
- 791 DRUM-PAK® Dunnage for Open Head Drums in Cushioned Boxcars (CCLG Part 7) (6/18)
- 794 Peat Moss, Bagged or Baled, in Cushioned Boxcars (CCLG Part 8) (8/18)
- 795 Coiled Metal on Platforms/Skids in Boxcars (CCLG Part 9) (8/18)
- 797 Split Loads of 58 in. Diameter Roll Pulpboard on End Using Rubber Mats when Stowed in Trailers Having Large Metal Plates Approximately 9 ft in Length at the Nose (ILG Method E-19) (11/18)
- 798 Intermodal Loads Secured with TyGard DS™ (ILG Method B-9) (11/18)
- 799 46 in. to 57 in. Diameter Roll Paper on End Using Rubber Mats (ILG Method E-21) (12/18)
- 800 54 in. Diameter Paperboard on End Using Rubber Mats (ILG Method E-22) (12/18)
- 803 Stretch Film Roping of Steel Coils and Coil Loading Methods for Railroad Shipments (CCLG Part 9) (12/18)
- 810 Reinforced Longitudinal Void Fillers for Plastic, Metal or Wood Intermediate Bulk Containers with Tomato Products (CCLG Part 7) (4/19)
- 811 Plastic Intermediate Bulk Containers with Disposable Inflatable Dunnage Bags - Horen (CCLG Part 7) (6/19)
- 817 Case Goods Secured by Stopack Max Blocker D.I.D Bags (ILG Method F-5) (9/19)
- 822 Palletized or Crated Auto Parts Secured by Web Strap Assemblies in 53 ft. Containers (ILG Method H-16) (9/19)
- 823 Plywood and Similar Panels Products – Loading Doorway Areas (CCLG Part 3) (10/19)
- 824 Case Goods Secured by Stopack Blocker D.I.D Bags (ILG Method F-6) (10/19)
- 825 Loading Bundled Ingots with Open Doorways (CCLG Part 10) (10/19)
- 826 Building Brick in Closed Cars – Incomplete Layer Securement – Woodpack Walls (Litco) (CCLG Part 5) (11/19)
- 827 Drum Layer Separators for Intermodal Shipments (Hazardous or Nonhazardous) (ILG Methods: B-3; B-8; B-9 (GIS 798); G-2; G-3; I-1; I-2; I-3; & I-4 (GIS 792)) (11/19)
- 828 44 in. Diameter Paper Roll in 50 ft. Cushioned Boxcars Using Horizontal Airbags (CCLG Part 2) (12/19)
- 829 39 in. Diameter Paper Rolls in 50 ft. Cushioned Boxcars Using Vertical Airbags (CCLG Part 2) (12/19)
- 831 Metal Intermediate Bulk Containers with Disposable Inflatable Dunnage Bags and Lengthwise Void Fillers – Goodpack USA (CCLG Part 7) (3/20)
- 832 47 in. Diameter Roll Paper Loaded in 60 ft. Cushioned Boxcar with Plug Doors. (CCLG Part 2) (4/20)
- 833 Double Layer Loads of Hazardous or Nonhazardous Materials Secured with Cordstrap® Barriers in a 20-ft Container (ILG Method I-4) (4/20)
- 834 Hazardous or Nonhazardous Loads Secured with Cordstrap® Barriers in 40-ft Containers (ILG Method I-5) (4/20)
- 835 Double Layer Loads of Nonhazardous Materials Secured with HFLASH RHS Securement System in a 20-ft Container (ILG Method I-7) (4/20)
- 836 Wood Bin Containers for Shipping Liquid or Paste Products in Boxcars (CCLG Part 7) (5/20)
- 837 54 in. Diameter Roll Paper Loaded in 50 ft. Boxcars (CCLG Part 2) (5/20)
- 838 Unitizing with Stretch Wrap or Film, Stretch Wrap Roping, Shrink Netting or Shrink Film (CCLG Part 1; CCLG Part 6) (6/20)
- 839 Contour Pad Application with Roll Paper (CCLG Part 2) (6/20)
- 841 60 in. Diameter Roll Paper Loaded in 60 ft. Cushioned Boxcars with 12 ft. Plug Doors (CCLG Part 2) (6/20)
- 842 52 in. Diameter Roll Paper Loaded in 50 ft. Cushioned Boxcars with Plug Doors. (CCLG Part 2) (6/20)
- 844 46 in. Diameter Roll Paper Loaded in 50 ft. Cushioned Boxcars with Plug Doors. (CCLG Part 2) (7/20)
- 845 Roll Paper in Boxcars with Doorway Rolls on Risers and Rubber Mats (CCLG Part 2) (7/20)
- 846 Securing Incomplete Layers of Paper Rolls (CCLG Part 2) (7/20)
- 847 50 in. Diameter Roll Paper in 50 ft. Boxcars – 21 & 22 Floor Spots (CCLG Part 2) (7/20)
- 848 Securing Incomplete Layers of Paper Rolls (CCLG Part 2) (7/20)

## **General Information Series No. 864**

### **58 in. Diameter Roll Paper Loaded in 60 ft. Cushioned Boxcars with Double Doors – Roll Omission**

#### **General Information Series Publications**

- 849** 72 in. Diameter Paper Rolls Loaded in 60 ft. Cushioned Boxcars with 16 ft. Double Plug Doors Secured with Double-S Straps (CCLG Part 2) (7/20)
- 850** Unitizing – On Wood Pallets (CCLG Part 1) (8/20)
- 851** 50 in. Diameter Roll Paper in 50 ft. Cushioned Boxcars with Plug Doors – 23 Floor Spots (CCLG Part 2) (8/20)
- 852** Cased Goods Secured by Cargo Tuff Dually™ D.I.D. Bags (ILG Method F-7) (9/20)
- 853** 59 in. Diameter Cellulose Loaded in 60 ft. Cushioned Boxcars with 16 ft. Plug Doors (CCLG Part 2) (10/20)
- 854** Doorway Protection for Baled Paper and Wood Pulp Products in Boxcars (CCLG Part 8) (10/20)
- 855** 79 in. Diameter Paper Rolls Loaded in 60 ft. Cushioned Boxcars with 16 ft. Double Plug Doors Secured with Double-S Straps (CCLG Part 2) (10/20)
- 856** 76 in. Diameter Rolls Loaded in 60 ft. Cushioned Boxcars with 16 ft. Double Plug Doors Secured with Anchored H-Strap (CCLG Part 2) (10/20)
- 857** Incomplete Layer Securement for 50 in. Roll Paper in 50 ft. or 60 ft. Cushioned Boxcars (CCLG Part 2) (11/20)
- 859** 69 in. Diameter Rolls Loaded in 50 ft. Boxcars Secured with Anchored U-Straps (CCLG Part 2) (3/21)
- 860** 50 in. Diameter Paper Rolls T-Loaded in 50 ft. Boxcars (CCLG Part 2) (3/21)
- 861** Case Goods Secured with Floor Blocking and the Super Wedge® XL, Intermodal Wedge XL®, or Intermodal Wedge (Logistick Inc.) (ILG Method H-14) (3/21)
- 862** Bales of Wood Pulp in Boxcars (CCLG Part 8) (7/21)
- 863** 59 in. Diameter Cellulose Loaded in 50 ft. Cushioned Boxcars with Maximum 16 ft. Plug Doors (CCLG Part 2) (9/21)
- 864** 58 in. Diameter Roll Paper Loaded in 60 ft. Cushioned Boxcars with Double Doors – Roll Omission (CCLG Part 2) (11/21)